













Potential Recoveries

Country	Gross Dividend	Tax Withheld	Dividend Received	Recoverable Taxes	Final Dividend Received	Statutes of Limitations
Australia 	100	30	70	15 or 30	85 or 100	7 years
Belgium 	100	30	70	15 or 30	85 or 100	4 years
Canada 	100	25	75	10 or 25	85 or 100	2 years
Finland 	100	30	70	15 or 30	85 or 100	3 years
France 	100	30	70	15	85	2 years
Germany 	100	26.375	73.625	11.375 or 26.375	85 or 100	4 years
Ireland 	100	20	80	25	100	4 years
Japan 	100	15.315	84.685	5.315 or 15.315	90 or 100	5 years
South Korea 	100	22	78	5.5	83.5	5 years
Spain 	100	19	81	4	85	4 years
Sweden 	100	30	70	15 or 30	85 or 100	5 years
Switzerland 	100	35	65	20 or 35	85 or 100	3 years

